



Viking Growth Nordic SaaS Index Week 1

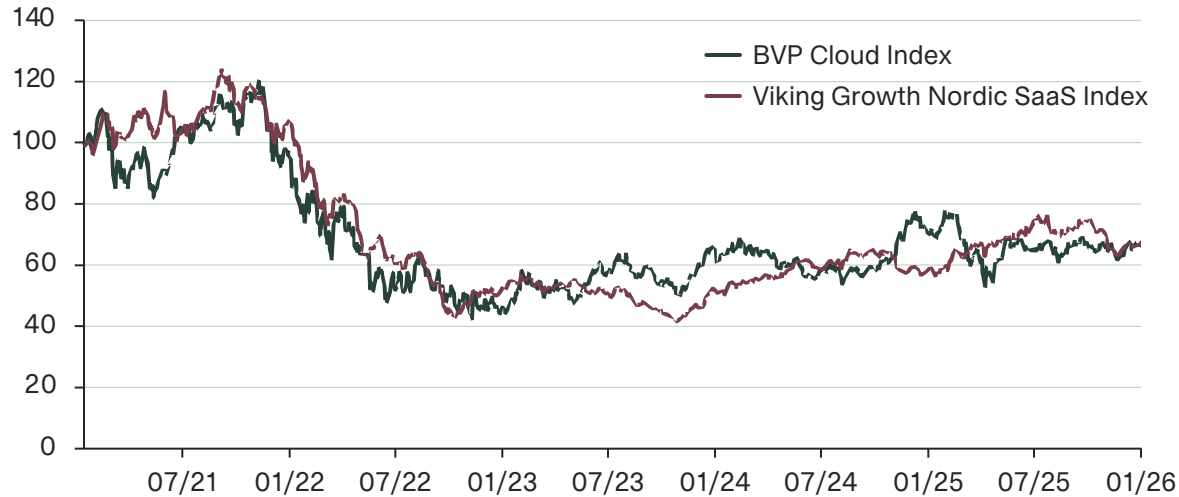


Viking Growth Nordic SaaS Index Summary

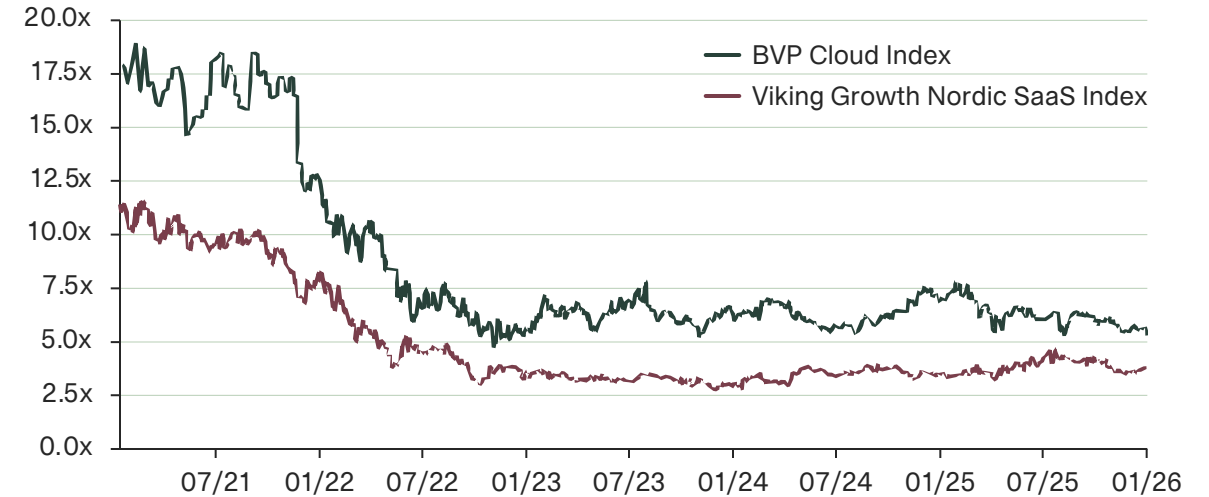
- ◆ The Viking Growth Nordic SaaS Index was **flat** last week and is **up 2%** the last month. The index is **flat** year-to-date (YTD) and is **up 13%** the last 12 months.
- ◆ By comparison, the BVP Nasdaq Emerging Cloud Index was **down 1%** last week and is **up 3%** the last month. The index is **flat** YTD and is **down 6%** the last 12 months.

Viking Growth Nordic SaaS Index LTM EV/Sales Week 1

Viking Growth Nordic SaaS Index vs. BVP Cloud Index



LTM EV/Sales Viking Growth Nordic SaaS Index vs. BVP Cloud Index

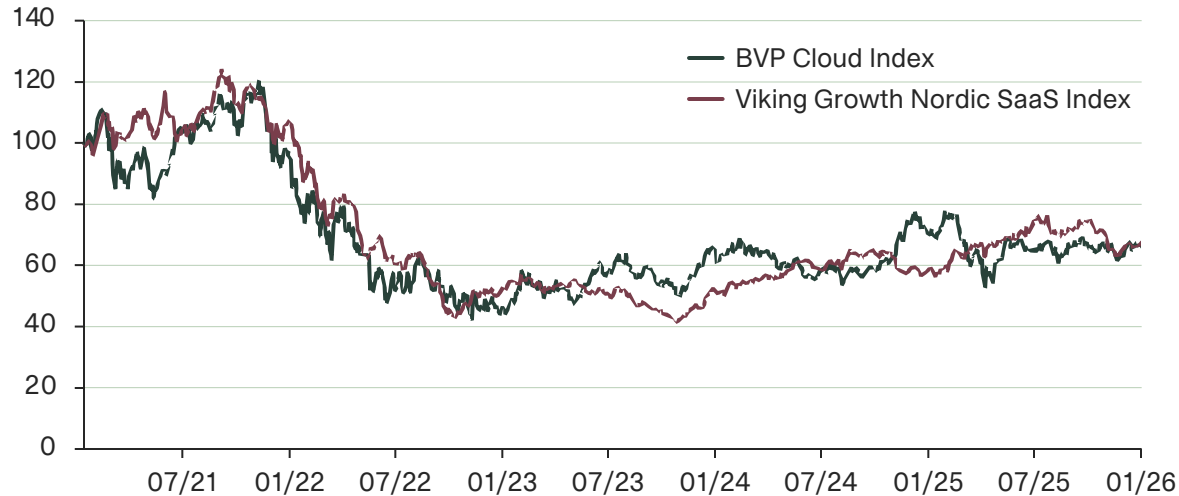


	Total return				
	Viking Growth Nordic Index	BVP Cloud Index	Finland	Norway	Sweden
Last week	0%	-1%	0%	1%	-1%
1 month	2%	3%	4%	7%	1%
3 months	-11%	1%	-24%	4%	-9%
6 months	-11%	1%	-1%	26%	-21%
1 year	13%	-6%	19%	57%	0%
2 years	27%	1%	13%	158%	8%
YTD	0%	0%	0%	0%	0%

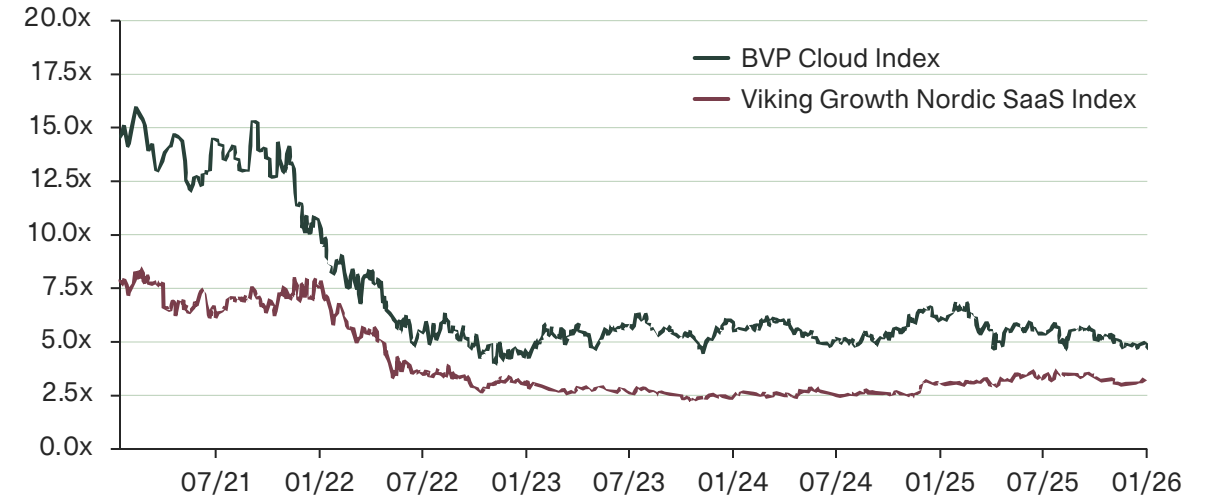
	Median LTM EV/Sales				
	Viking Growth Nordic Index	BVP Cloud Index	Finland	Norway	Sweden
Last week	3.8x	5.3x	3.7x	3.3x	3.9x
1 month ago	3.6x	5.5x	3.7x	3.1x	3.5x
3 months ago	4.1x	5.9x	4.8x	3.5x	4.0x
6 months ago	4.1x	6.1x	3.7x	3.6x	4.2x
1 year ago	3.5x	6.9x	3.4x	2.5x	3.7x
2 years ago	3.1x	6.2x	3.8x	2.4x	3.8x
Start of year	3.8x	5.3x	3.7x	3.3x	3.9x

Viking Growth Nordic SaaS Index NTM EV/Sales Week 1

Viking Growth Nordic SaaS Index vs. BVP Cloud Index



NTM EV/Sales Viking Growth Nordic SaaS Index vs. BVP Cloud Index



	Total return				
	Viking Growth Nordic Index	BVP Cloud Index	Finland	Norway	Sweden
Last week	0%	-1%	0%	1%	-1%
1 month	2%	3%	4%	7%	1%
3 months	-11%	1%	-24%	4%	-9%
6 months	-11%	1%	-1%	26%	-21%
1 year	13%	-6%	19%	57%	0%
2 years	27%	1%	13%	158%	8%
YTD	0%	0%	0%	0%	0%

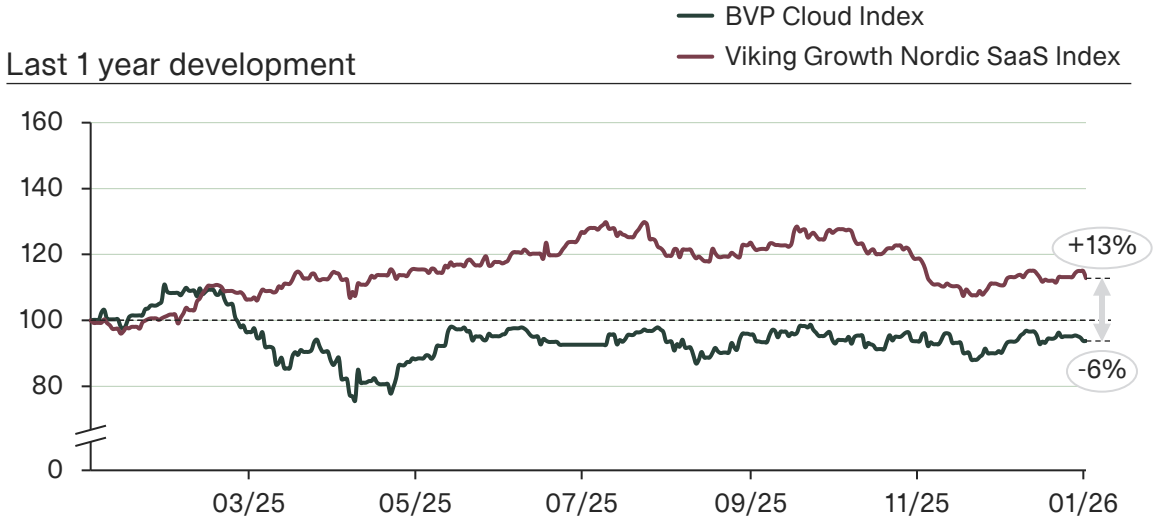
	Median NTM EV/Sales				
	Viking Growth Nordic Index	BVP Cloud Index	Finland	Norway	Sweden
Last week	3.3x	4.7x	3.3x	2.9x	3.1x
1 month ago	3.1x	4.9x	3.1x	2.8x	2.9x
3 months ago	3.3x	5.2x	4.0x	3.0x	3.2x
6 months ago	3.3x	5.4x	3.4x	3.6x	3.2x
1 year ago	3.1x	6.0x	3.5x	2.7x	2.8x
2 years ago	2.4x	5.7x	3.5x	1.7x	2.9x
Start of year	3.3x	4.7x	3.3x	2.9x	3.1x

Viking Growth Nordic SaaS vs BVP Cloud Returns

Last 2 years development



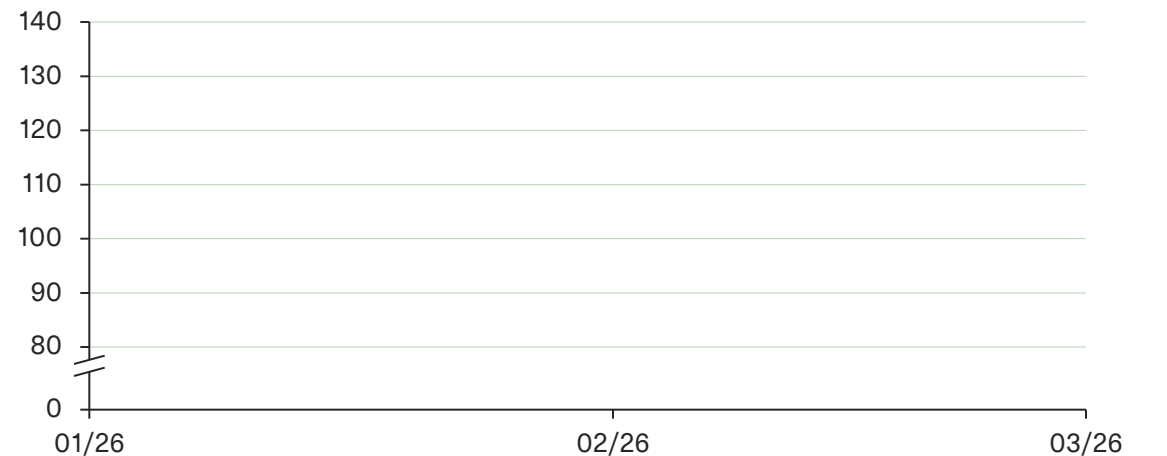
Last 1 year development



Last 6 months development

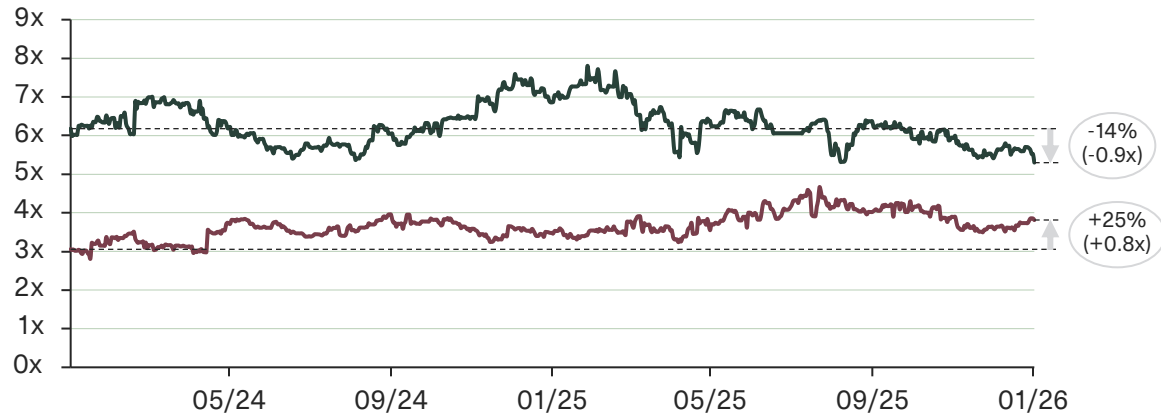


Year-to-date development

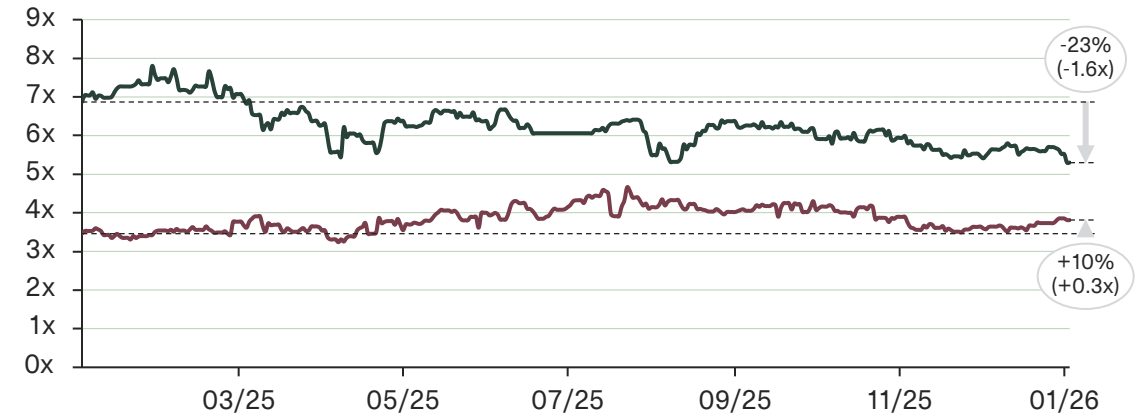


Viking Growth Nordic SaaS vs BVP Cloud LTM EV/Sales

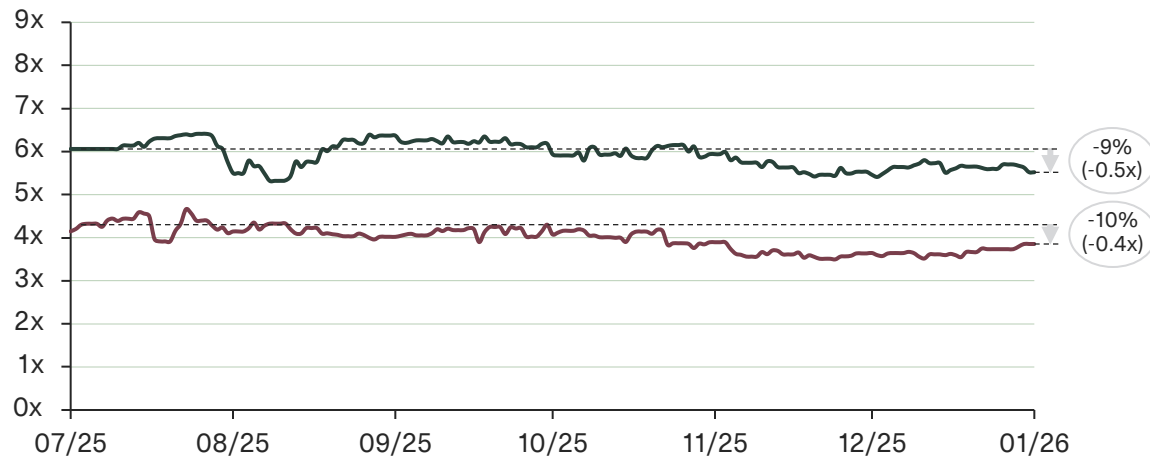
Last 2 years development



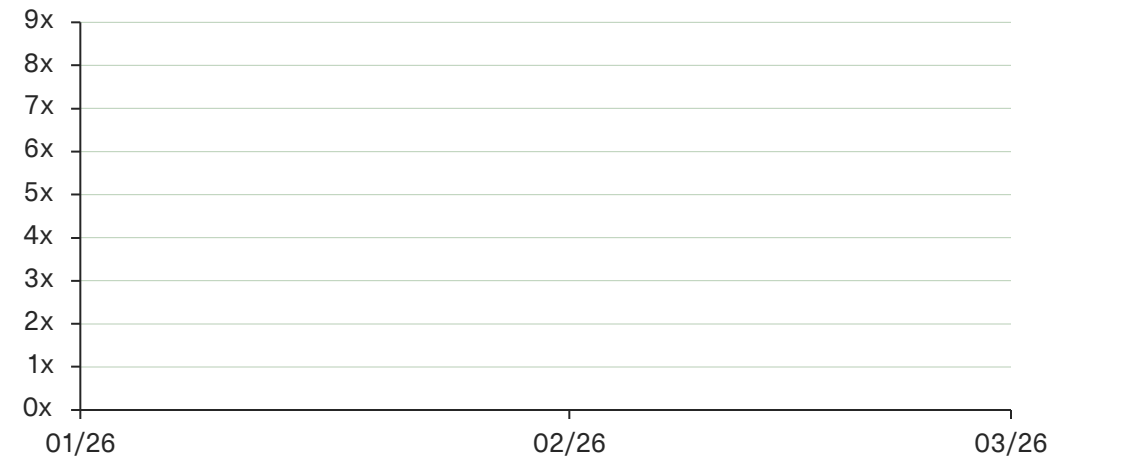
Last 1 year development



Last 6 months development



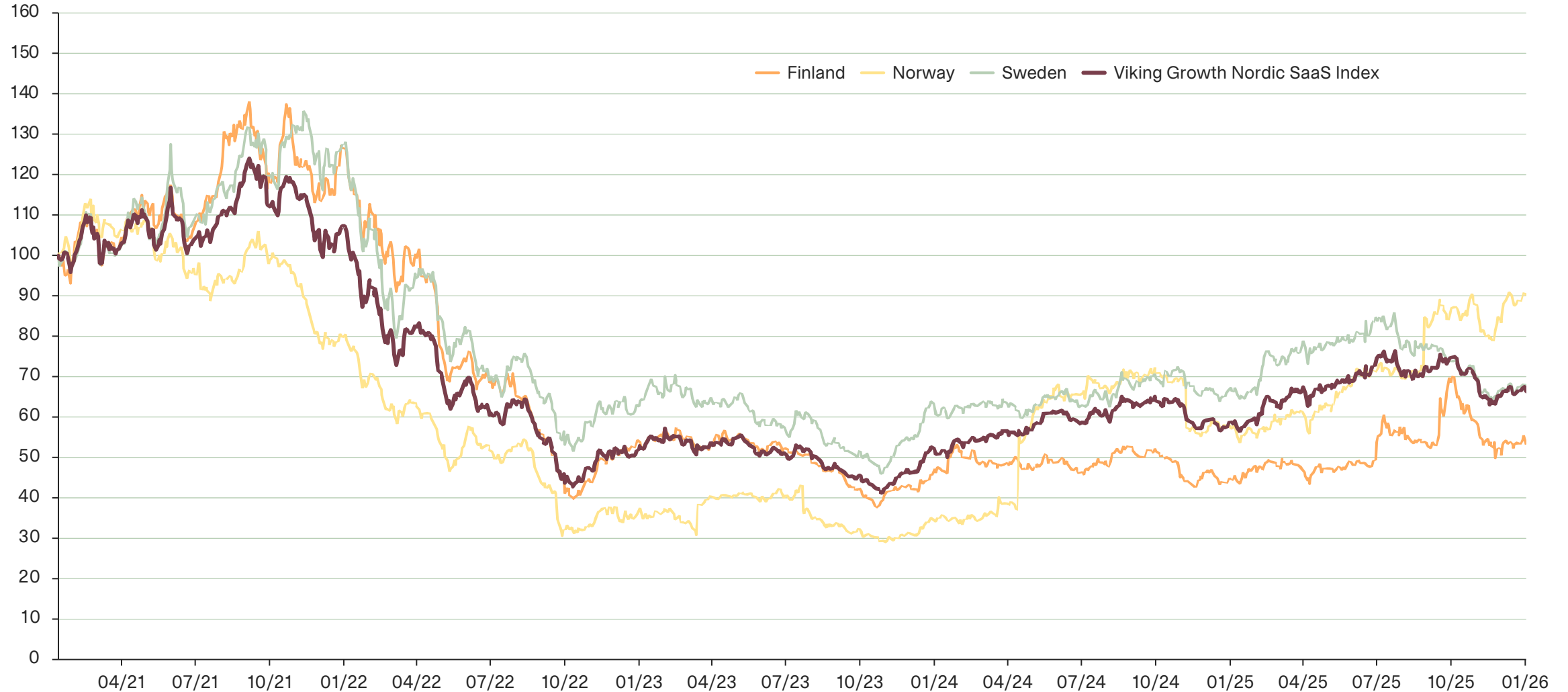
Year-to-date development



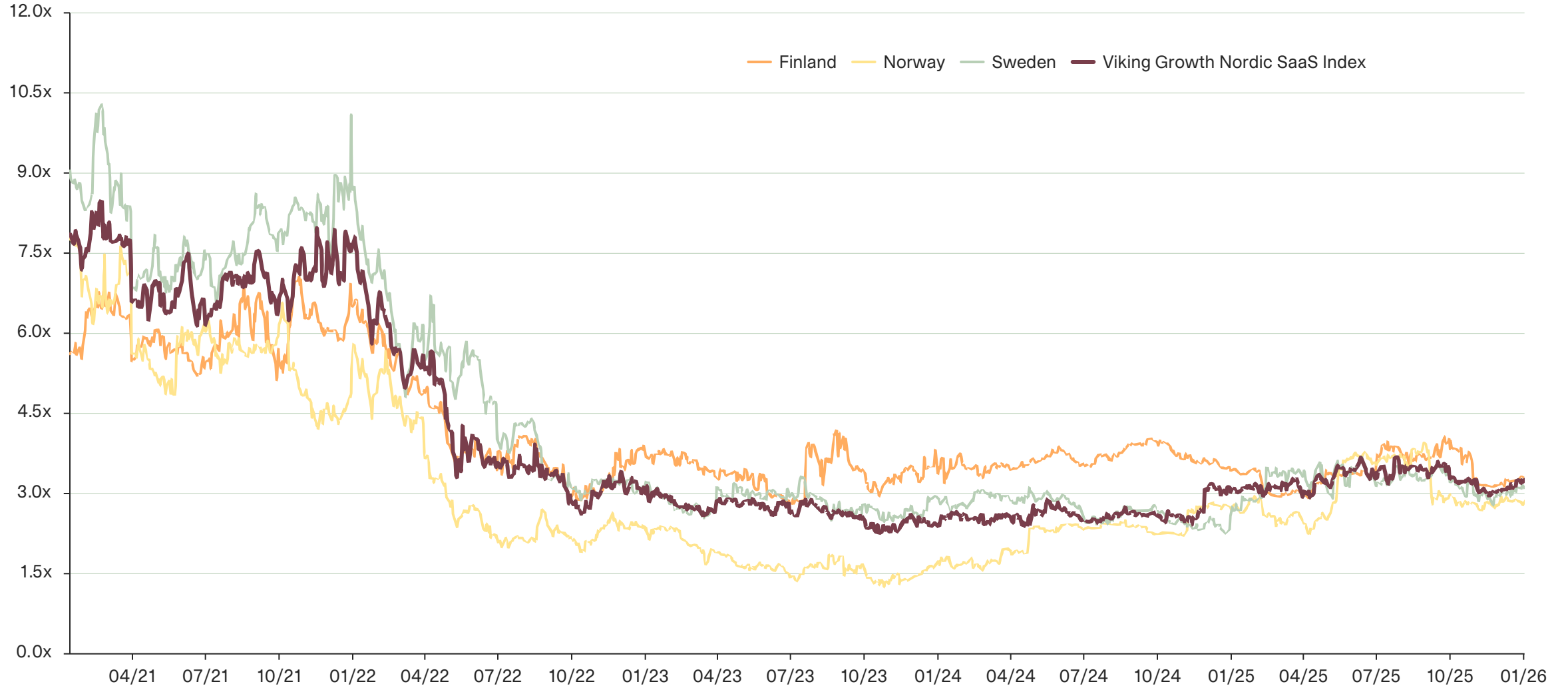
Viking Growth Nordic SaaS Index LTM EV/Sales vs. 10-year US Treasury Yield



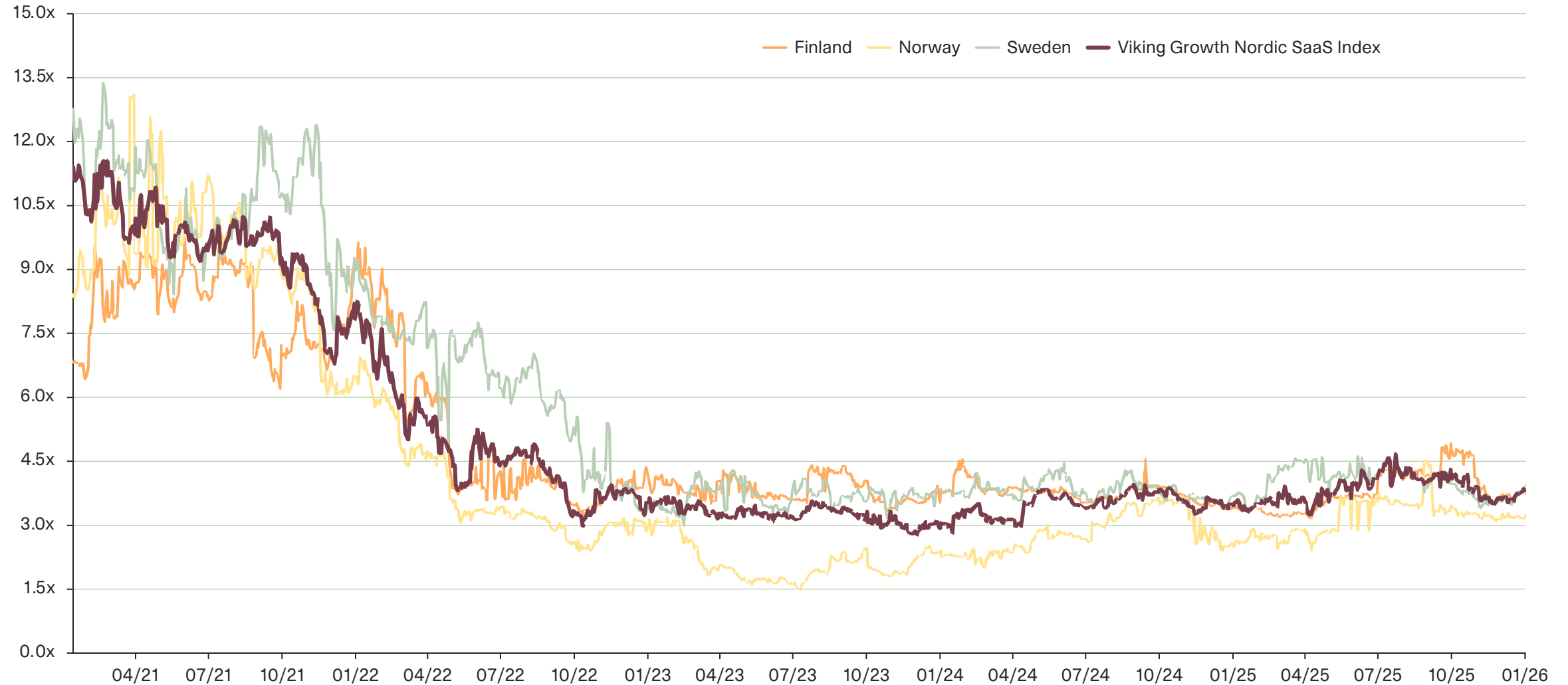
Viking Growth Nordic SaaS Index Return vs. Nordic Countries



Viking Growth Nordic SaaS Index NTM EV/Sales vs. Nordic Countries



Viking Growth Nordic SaaS Index LTM EV/Sales vs. Nordic Countries



Viking Growth Nordic SaaS Index Description

The Viking Growth Nordic SaaS Index is designed to track the development of a predefined selection of listed Nordic SaaS companies focused on B2B software. The companies included in the index must derive the majority of their revenues from business-oriented software products as determined by Viking Growth. In addition, the companies must have traded for at least 3 months with a meaningful trading volume and have a market capitalization over USD 10m.

The information presented here aims to provide the reader with quantitative information regarding the development of the Nordic SaaS market for informational and educational purposes only. It does not necessarily represent Viking Growth's view of the market – and should not be considered investment advice.

The selection and eligibility criteria for the index is outlined at the end of this document.

Viking Growth Nordic SaaS Index Criteria

Industry inclusion criteria

Must derive majority of revenue from business-oriented software products, as determined by Viking Growth. Products must be provided via cloud (web, mobile, API) in a cloud business model (subscription-based, volume-based or transaction-based offerings), and owned by the constituent (i.e. no resellers/implementation consultants).

Eligible exchanges

Must be listed on Euronext Oslo, Euronext Growth, Nasdaq Copenhagen, Nasdaq Helsinki, Nasdaq Iceland, Nasdaq Stockholm, Nasdaq First North Growth Market or Spotlight Stock Market.

Security type criteria

One class of securities per issuer, common stock/ordinary shares permitted.

Trading criteria

Must have been traded 3+ months and have a meaningful trading volume.

Market capitalization eligibility

Minimum market capitalization of USD 10 million at the time of rebalancing.

Index reconstitutions/rebalancing

Semi-annual in April/May and October/November. Viking Growth may from time to time remove an index constituents, such as if a security gets delisted, or other similar events.

Index weighting

Equal-weighted index. Companies that start trading mid period will enter on previous day's index value.

Consensus estimates

Consensus estimates are updated on a quarterly basis.

Viking Growth Nordic SaaS Index Constituents

At the time of rebalancing on January 2024, 50 companies were eligible for the Viking Growth Nordic SaaS Index as listed below. If an index constituent gets delisted in the periods between rebalancing, the constituent will be removed from the date of de-listing

Company / Ticker					
4C Strategies	STO: 4C	Heeros ¹⁰	HEL:HEEROS	Sikri Holding AS	OSL:SIKRI
24SevenOffice Group AB	SAT:247	Kahoot ASA ³	OSL:KAHOT	SimCorp A/S ¹	CSE:SIM
Admicom Oyj	HEL:ADMCM	Karnov Group AB	STO:KAR	Sinch AB	STO:SINCH
Awardit AB ⁸	STO:AWRD	LeadDesk Oyj	HEL:LEADD	Skolon	STO:SKOLON
Bambuser AB	STO:BUSER	Lemonsoft Oyj	HEL:LEMON	SmartCraft ASA	OSL:SMCRT
BIMobject AB	STO:BIM	Lime Technologies AB	STO:LIME	SSH Communications Security Oyj	HEL:SSH1V
Carasent AB	STO:CARA	LINK Mobility Group Holding ASA	OSL:LINK	Tecnotree Corp	HEL:TEM1V
cBrain A/S	CSE:CBRAIN	MapsPeople A/S	CSE:MAPS ¹⁰⁾	Upsales Technology AB	STO:UPSALE
Checkin.com Group AB	STO:CHECK	Mintra Holding AS ⁴	OSL:MNTR ¹	Vertiseit	STO:VERT B
Cint Group AB	STO:CINT	Nepa AB	STO:NEPA	Vitec Software Group AB	STO:VIT B
CSAM Health Group AS	OSL:CSAM	Nordhealth AS	OSL:NORDH	Volue AS ⁷	OSL:VOLUE
Efecte PLC ⁶	HEL:EFECTE	OneFlow	STO: ONEF	Zalaris ASA	OSL:ZAL
Enea AB	STO:ENEA	OrderYOYO A/S	CSE:YOYO		
Enento Group PLC	HEL:ENENTO	Penneo A/S ⁹	CSE:PENNEO		
Formpipe Software AB	STO:FPIP	Pexip Holding ASA	OSL:PEXIP		
Fortnox AB	NGM:FNOX	Relesys ⁵	CSE:RELE		
F-Secure	HEL: FSECURE	Qt Group PLC	HEL:QTCOM		
Generic Sweden AB	STO:GENI	SameSystem A/S ²	CSE:SAME		
Greater Than AB	STO:GREAT	Sectra AB	STO:SECT B		

Viking Growth Nordic SaaS Glossary

Dollar trading volume

Trading volume is the number of shares that is traded over a given period. The dollar trading volume is calculated by multiplying trading volume by share price.

Total return

Total return is the rate of return of an investment expressed as a percentage gained/lost over the period.

NTM EV/Sales

Enterprise Value / NTM (Next twelve months) Sales.

LTM EV/Sales

Enterprise Value / LTM (Last twelve months) Sales.

Important Information

This presentation (the "**Presentation**") has been produced by Viking Growth AS ("**Viking Growth**") solely for information and educational purposes. The alignment of information and data set out in this Presentation is the exclusive property of Viking Growth and Viking Growth retains all proprietary rights therein. Viking Growth, and/ or funds managed by Viking Growth, and affiliates of Viking Growth or such funds, may purchase, sell or hold securities of issuers that are constituents of any of the indices described in this Presentation from time to time and at any time.

The information set out in this Presentation has been gathered solely from such sources as identified in the Presentation as well as from publicly available information but has not been independently verified. The information set out herein has been derived from sources that Viking Growth consider reliable, but Viking Growth cannot guarantee the veracity, completeness or accuracy of the indices or other information presented in this Presentation and all information is provided on an "as-is" basis. The information presented herein are not, and do not purport to be, appraisals of any securities, company or markets and does not contain, or purport to contain, complete information about any securities, company or markets. No representation or warranty (express or implied) is made with regards to the information contained herein.

This presentation does not constitute or form part of, and is not prepared or made in connection with, an offer or invitation to sell, or any solicitation of any offer to subscribe for or purchase any securities. Information in this Presentation should not be considered as advice or a recommendation to investors or potential investors in relation to holding, purchasing or selling securities or other financial products or instruments.

Certain information in this Presentation is forward-looking in its nature. Such forward-looking information speak only as of the date of this Presentation. Such information is based on current expectations and beliefs and, by their nature, is subject to a number of known and unknown risks and uncertainties that could cause the actual results, performances and achievements to differ materially from any expected future results, performance or achievements expressed or implied by such forward-looking information. None of Viking Growth or any of its directors, officers or employees provide any assurance that the assumptions underlying such forward-looking information are free from errors nor does any of them accept any responsibility for the future accuracy of the opinions expressed in this Presentation or the actual occurrence of the forecasted developments described herein.

None of Viking Growth and its affiliates or any such person's directors, officers, employees, advisors or representatives shall have any liability whatsoever arising directly or indirectly from the use of this Presentation. This Presentation speaks as of the date hereof, and Viking Growth does not assume any responsibility to update the information set out herein.

This Presentation is subject to Norwegian law and any dispute arising out of or in connection with this Presentation is subject to the exclusive jurisdiction of Norwegian courts with Oslo District Court as legal venue.

The Nordic Software Investor

